

Year 1 Homework tasks.

Please complete tasks in the exercise book given or on lined paper if you do not have one.

Each piece of work must have the long date and a title. The presentation of work must be of a good standard as it is in class.

Phonics (20 mins a day):

- . Practise Phase 2,3 and 5 sounds (flash cards)
- . Reading tricky words
- . Play Buried treasure, acorn adventures or dragons den.

<https://www.youtube.com/watch?v=BqhXUW v-1s>

<https://www.phonicsplay.co.uk>

Handwriting & Spelling (15 mins a day):

. Practise writing and learning how to spell year 1 common exception words.

. Write nearly on the line with finger spaces. Children must know how to spell these words off by heart by the end of year 1.

Year 1		
the	they	one
a	be	once
do	he	ask
to	me	friend
today	she	school
of	we	put
said	no	push
says	go	pull
are	so	full
were	by	house
was	my	our
is	here	
his	there	
has	where	
I	love	
you	come	
your	some	

If your child can write neatly and spell ALL these words, they can begin to learn year 2 common exception words (see the Year 1 Blog or Google for words)

Literacy (45 mins a day):

- . Read the story of 'The three little pigs'

http://www.hellokids.com/c_14958/reading-learning/stories-for-children/animal-stories-for-kids/the-three-little-pigs

. Sequence the story in order. You can draw or print pictures and discuss the main parts of the story together.

.Retell the story in your exercise book.
Sentences must include: capital letters, full stops, adjectives, joining words. And handwriting presentation must be of a good standard as it is in class.

. Write a book review about the story of 'The three little pigs'.
Children must write in FULL sentences and answer the following questions in their exercise books:

What is the story called?
Who are the main characters?
Where is the story set?
What is the story about?
Did you like the story?
Who was your favourite character?

Once upon a time there were three little pigs and the time came for them to leave home and seek their fortunes. Before they left, their mother told them " Whatever you do , do it the best that you can because that's the way to get along in the world.

The first little pig built his house out of straw because it was the easiest thing to do. The second little pig built his house out of sticks. This was a little bit stronger than a straw house. The third little pig built his house out of bricks.

One night the big bad wolf, who dearly loved to eat fat little piggies, came along and saw the first little pig in his house of

straw. He said "Let me in, Let me in, little pig or I'll huff and I'll puff and I'll blow your house in!" "Not by the hair of my chinny chin chin", said the little pig. But of course the wolf did blow the house in and ate the first little pig.

The wolf then came to the house of sticks. "Let me in ,Let me in little pig or I'll huff and I'll puff and I'll blow your house in" "Not by the hair of my chinny chin chin", said the little pig. But the wolf blew that house in too, and ate the second little pig.

The wolf then came to the house of bricks. " Let me in , let me in" cried the wolf "Or I'll huff and I'll puff till I blow your house in" "Not by the hair of my chinny chin chin" said the pigs. Well, the wolf huffed and puffed but he could not blow down that brick house.

But the wolf was a sly old wolf and he climbed up on the roof to look for a way into the brick house.

The little pig saw the wolf climb up on the roof and lit a roaring fire in the fireplace and placed on it a large kettle of water.

When the wolf finally found the hole in the chimney he crawled down and KERSPLASH right into that kettle of water and that was the end of his troubles with the big bad wolf.

The next day the little pig invited his mother over . She


Three little pigs word bank

Adjective word bank

little	yellow	hairy
small	brown	furry
large	wooden	bad
huge	hard	
scary	soft	
happy	hot	


powerful verbs

stared	peered
peeped	
glimpsed	gazed




Powerful verbs for 'looked'

shouted	screamed
roared	yelled
screeched	cried



Powerful verbs for 'said'

stormed	raced	flew
dashed	marched	
stomped	jumped	skipped
	zoomed	



Powerful verbs for 'went'

Joining words

so
and but as
because



said "You see it is just as I told you. The way to get along in the world is to do things as well as you can." Fortunately for that little pig, he learned that lesson. And he just lived happily ever after!

History (30 mins a day):

Significant people -Christopher Columbus, Neil Armstrong, Bear Grylls and Amelia Earhart.

. Locate on a map of the world where these people came from and where they travel to. Record what you have learnt in your exercise book.

. Create a timeline in your exercise book of when these people lived and their accomplishments.

. Compare similarities and differences between two significant people named above.

. Create a model of a significant person using recycled materials found at home.

Maths (45 minutes a day):

. Learn 2, 5, 10 times tables.

. Continue to use Mathematics daily. If you have completed all the tasks move on to Rainforest Maths (under 'Play') and Live Mathematics.

. Practise Adding and Subtracting from a 2 digit number, for example: $25 + 9 = \underline{\quad}$, $32 - 7 = \underline{\quad}$.

. Compare numbers within 50 using greater than (>), less than (<), equal to (=), for example: 42 is less than 50, $42 < 50$.

RE (30 minutes a day):

. Use books or the Internet to find out how Easter is celebrated around the world. Write, draw and stick what you find out in your exercise book.

. Draw a picture of the best surprise you have ever had. Write down three sentences to describe how it made you feel.

PSHE:

. Make a poster encouraging people to follow the British Values. What are they? Why is it important that we follow them?

. Make a poster reminding people to wash their hands and explaining to them how they are supposed to do it. Include labelled drawings.

. Make a card for someone special in your life. Thank them for all the wonderful things they do for you. Make it as special as you can, with beautiful pictures and a kind, thoughtful message inside.

Here are some links to free online educational resources:

Phonics: <https://www.phonicsplay.co.uk>

Free for this month: Username : march20

Password: home

<https://www.phonicsplaycomics.co.uk/index.html>

Maths: <https://login.mathletics.com>

Computing: <https://scratch.mit.edu/explore/projects/games/>
<https://blockly.games>

This is more for printouts, and usually at a fee, but they are offering a month of free access to parents in the event of school closures. Go to www.twinkl.co.uk/offer and enter the

code **UKTWINKLHELPS**

<https://www.twinkl.co.uk>

This is a really great site for all subjects and year groups: Discovery
Espresso www.discoveryeducation.co.uk

Username: student21172

Password: Melcombe

PLEASE LOOK ON THE YEAR 1 BLOG FOR FURTHER LINKS AND INFORMATION.