

Year 3

Home learning tasks

These are to be completed in your exercise books in your best handwriting. Remember to check it all makes sense, including the correct punctuation. You are to spend at least 3 hours a day on these. You can manage your time with your parents, so you could do 45 minutes, then have a break, then another 45 minutes and so on. Your designs/drawings should be coloured in and labelled. Take extra care of this book, as it is your own special book that belongs only to you. We will be checking all your work as normal. We will give certificates for the best effort! 😊








Literacy

- Imagine you have lived through an earthquake. Plan and write in role. Start with “Yesterday was the worst day of my life..”.



Remember to:

- Use the plan to bank key words
- Use first person
- Use sentence starters
- Check my writing makes sense
-
- **CHALLENGE WORK:**
Can you subordinate clauses in your sentences?

Don't say 'went' say.... 	Don't say 'looked' say.... 	Don't say 'said' say.... 	Adverbs	Sentence starters
 strolled dashed tiptoed zoomed marched stomped staggered stormed sprinted hurried	 gazed glared peered peeped glanced gazed watched stared gaped observed	 shouted screamed whispered mumbled mummed answered replied roared stuttered asked	 slowly quickly nervously timidly rapidly cautiously silently noisily softly carelessly	All of a sudden, Within moments, After a while, Soon after, In the distance, All around me, Beside me, Feeling _____, As quick as a flash, As slow as a mouse,

Star words  **experience**   **believe**
difficult   **heard**   

• Write your own acrostic poem about volcanoes and earthquakes


To be successful I need to.

* Think about what you want to write

* Set our poem out correctly 

* Make your poem exciting and factual

* Make sure our poem makes sense

Volcanoes	Earthquakes
<i>thick, black ash</i>	<i>buildings tumble down</i>
<i>red, hot lava</i>	<i>roads crack</i> <i>under rubble</i>
<i>explosive mottened rock</i>	<i>seismic waves</i>
<i>chaos</i>	
<i>violent eruptions</i>	<i>screams of pain</i>
<i>cries of fear</i>	<i>panic everywhere</i>
	<i>lost and dazea</i>
	<i>tremors shake</i>

• Practice your Year 3 common exception spellings like you normally do.

Technical words

protection radio
high ground tremors
shelter eruption
mask siren
lungs ash
medical care lava

Technical words

earthquakes	scientists
an earthquake	observe
shaking rolling	clues
vibrations	animals
shock	water levels
one minute	rise lakes
earth's crust	tiltmeters
tectonic plates	seismometers
jigsaw puzzle	detected
Ring of Fire	cracks rocks
Pacific Ocean	government
a million	buildings
damage prepare	information
practise	drop, cover and hold



Star words



appear difficult important
natural

Reading

Remember to read at least 30 minutes a day.
Write book reviews of the books you have read.

Book Review



Plot

Event 1 _____

 Event 2 _____

 Event 3 _____

Book Title

Author _____

Illustrator _____

Genre (tick as many as apply to your book)

- | | | |
|--------------------------------------|-------------------------------------|---------------------------------------|
| <input type="checkbox"/> fiction | <input type="checkbox"/> scary | <input type="checkbox"/> animal story |
| <input type="checkbox"/> non fiction | <input type="checkbox"/> fairy tale | <input type="checkbox"/> biography |
| <input type="checkbox"/> fantasy | <input type="checkbox"/> adventure | <input type="checkbox"/> historical |
| <input type="checkbox"/> humour | <input type="checkbox"/> sports | <input type="checkbox"/> mystery |
| <input type="checkbox"/> other _____ | | |

Setting

Picture of the setting

Character

Name _____

Personality _____

Physical Appearance _____

How I feel about this character and why: _____

Cause and Effect of one of the events in the book

Cause	Effect
-------	--------

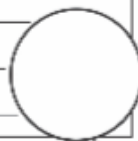
My Star Rating



Why I rated the book _____ stars

This book made me feel

_____ because



draw how you felt!

- Choose 15 words in a book that you are unsure of and find the meaning of them. You can do this with more than one word. Use the words in complex sentences.

Science

- Grow a plant and keep a diary of how you are looking after it. Draw pictures of your plant as it grows. How are you looking after it? Is it in the sun? Do you need to water it lots?
- Make a poster about the Life Cycle of a plant.

Maths

- Practise your times tables. You need to be able to answer questions mixed up within 5 seconds. No counting on your fingers! For example, 2×7 , 12×5 , $_ \times 4 = 16$.
- Continue to use Mathletics daily. Please see your teacher if you have lost/forgotten your login.
- Work through the Maths pack and write all the working out in your book.

History/Geography/DT

- Research and explain how earthquakes are measured.

1 Felt by no-one.	7 Felt by all. People run outside. Moderate damage to buildings
2 Felt by very few people. Hanging objects may swing.	8 Specially designed buildings damaged, others collapse.
3 Felt by many but they don't realise it is an earthquake	9 All buildings damaged. Cracks appear in ground.
4 Felt indoors by most people. Vibrations similar to a lorry hitting a building.	10 Many buildings destroyed. Ground is badly cracked.
5 Felt by nearly everyone. Sleeping people may be woken. Trees and telegraph poles sway.	11 Almost all buildings destroyed. Wide cracks in ground. Water, gas and electric out of action.
6 Felt by all. People run outside. Furniture moves. Slight damage to property.	12 Total destruction. Waves seen on the ground.



Measuring Earthquakes : The Mercalli Scale

Date: _____

Name: _____

LO: To understand how earthquakes are measured



Draw a picture to show the effect of each strength of earthquake:

2. Felt by very few people. Hanging objects may swing.

5. Felt by nearly everyone. Sleeping people may be woken.
Trees and telegraph poles sway.

7. Felt by all. People run outside. Moderate damage to buildings.

11. Almost all buildings destroyed. Wide cracks in the ground.
Water, gas and electric out of action.

- Explain how you can stay safe during an earthquake. Remember to add diagrams/pictures.

DT

- Based on the research done in class, design a structure (made of straws) which would withstand an earthquake. The joining materials should be labelled as discussed in class (bue tack, paper clips, rubber bands, pipe cleaners, etc.)

PSHE

- Make a poster encouraging people to follow the British Values. What are they? Why is it important that we follow them?
- Make a poster reminding people to wash their hands and explaining to them how they are supposed to do it. Include labelled drawings.
- Make a card for someone special in your life. Thank them for all the wonderful things they do for you. Make it as special as you can, with beautiful pictures and a kind, thoughtful message inside.

RE

- Talk to a family member about a special, religious celebration in your family. Why is it special to you? How is it celebrated?
- There is a special Christian celebration coming up! See if you can find out what it is and find out as much information about it as you can. Make a poster to present your findings.

Music

- Learn a poem. Add your own pulse (beat) to it, as well as actions. Can you add some sounds to make it more like a song? You could make your own instruments to make your own music.

Handwriting

- Use the handwriting pack every day for 15 minutes.

Online resources you can access for free from home:

www.twinkl.co.uk/offer

(use the offer code UKTWINKLHELPS)

www.phonicsplay.co.uk

Just follow the instructions on their website.

<https://scratch.mit.edu/explore/projects/games/>

We use this for computing to teach the children how to code.

<https://www.topmarks.co.uk/maths-games/hit-the-button>

Great to practice times tables and mental maths.

<https://www.oxfordowl.co.uk/for-home/>

Great for reading books online.

<https://themuddypuddleteacher.co.uk/>

Great for outdoor learning.

<https://www.redtedart.com/>

Lovely creative ideas to make at home.

Blockly

<https://blockly.games>

Learn computer programming skills - fun and free.

Scratch

<https://scratch.mit.edu/explore/projects/games/>

All sorts of engaging educational videos

National Geographic Kids

<https://www.natgeokids.com/uk/>